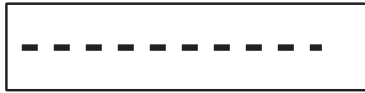
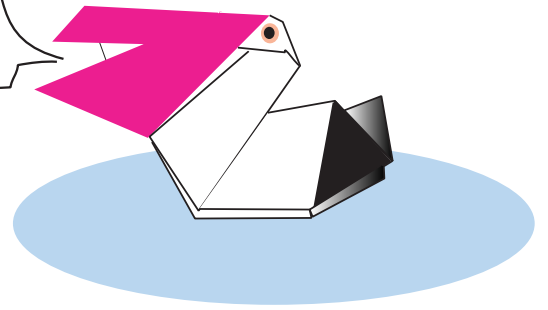


Symbols

Make sure that you understand all following symbols which are used in this book.


© Shoko Aoyagi



Fold in front (towards you)



Fold behind (away from you)



Crease line



X-ray line or Guide line



Fold in this direction



Fold behind



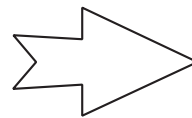
Fold and unfold



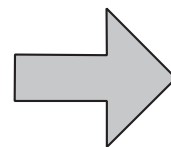
Turn it over




Turn around
(change direction)



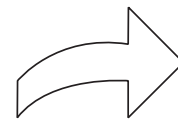
Place your finger
between these
layer to open



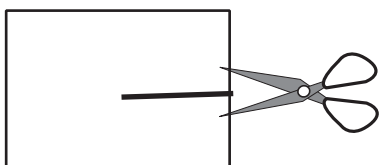
Push



Enlarged view



Pull this direction



The scissor symbol means you should
make a cut in your paper where shown .