


Recycled Pocket Notebook

Created by Shoko Aoyagi
Diagram by Shoko Aoyagi

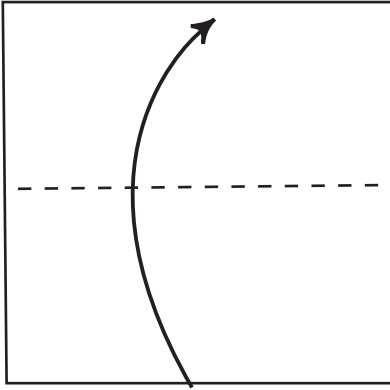
© Shoko Aoyagi

October 2002

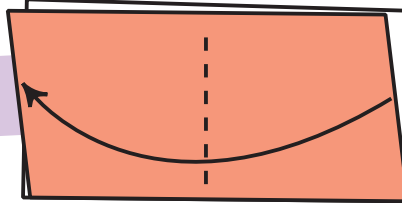


You need a sheet of square paper, a piece of string, and an extra sheet of paper that goes into the notebook.

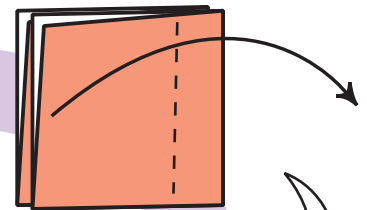
1



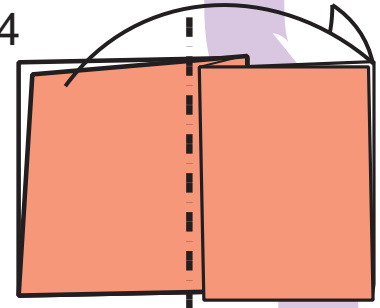
2



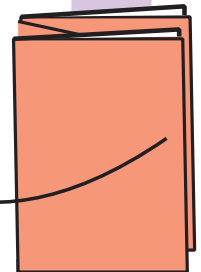
3



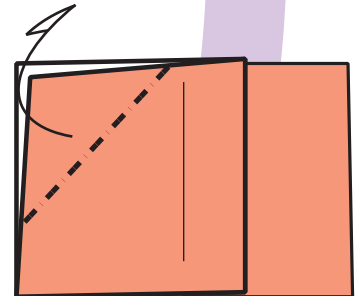
4



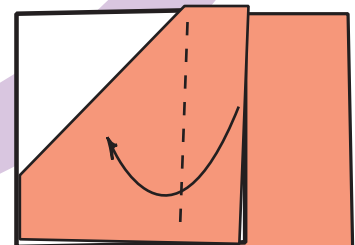
5



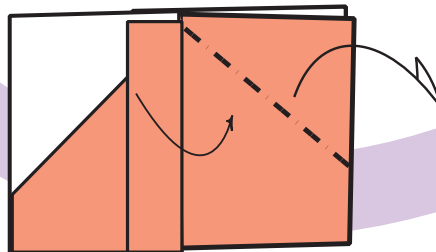
6




7



8

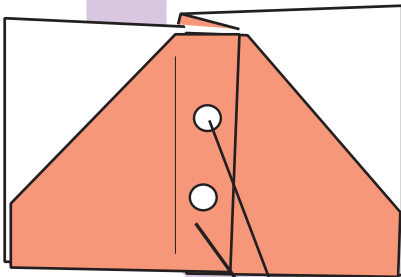


10



Thread the string through the holes in the notebook and in the sheet of paper. Then tie a bow.

9



Punch two holes in the center band and also in the extra sheet of paper.